



ARMY PUBLIC SCHOOL, MEERUT CANTT.

SUMMER HOLIDAY HOMEWORK, SESSION 2023-24

CLASS-IV

Dear Parents,

We wish you and your child a very happy summer holiday. It's time to enjoy and create a bond with family, friends and relatives. To utilize this time in the most constructive way we have prepared Holiday Homework for the students on the principle of "learning by doing" for his/her holistic development. We look forward for your cooperation to make this an enriching experience! Please take out time from your schedule, **accompany your ward** & spend a wonderful day together. A visit to a railway station can be an exciting and educational experience, so make the most of it by exploring, observing, and learning as much as you can. All the best!!!

THEME: VISIT TO A RAILWAY STATION

SUBJECT: ENGLISH

1. On a sheet of paper (A3 size) write a paragraph on 'Scene of a Railway Station'.
2. On a sheet of paper (A3 size) write minimum six dialogues between a Ticket Checker and a Passenger.



SUBJECT: HINDI

ग्रीष्मवकाश गृहकार्य : कक्षा - 4 : हिन्दी

- दिए गए चित्रों को ध्यानपूर्वक देखें व दोनों स्थानों में क्या अंतर है, इसका वर्णन अनुच्छेद के रूप में कीजिए। (आठ से दस पंक्तियों में)



- दिए गए लिंक की सहायता से जाने रेल की कहानी बच्चों की जुबानी (Read Sample पर क्लिक करें)

<https://notionpress.com/read/rail-ki-kahani>

आप चाहें तो यह पुस्तक खरीदकर भी पढ़ सकते हैं

पुस्तक का नाम - रेल की कहानी बच्चों की जुबानी लेखक - मलकीयत सिंह लाखा




- कोलाज / चक्का बनाओ


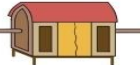
अपने देश के आठ रेलवे स्टेशनों का कोलाज / चक्का बनाए जिन्होंने अपनी खूबसूरती से बनाई है अलग पहचान। स्टेशन का नाम, कहाँ स्थित है व इसकी विशेषता के बारे में दो - तीन वाक्य लिखिए।




- तुम भी बताओ, अपनी यात्रा तो सुनाओ -

गरमी की छुट्टियों में आप कहाँ - कहाँ गए? अपनी यात्रा का अनुभव साझा करें व अपना एक पिकचर भी लगाइए। जैसा नीचे चित्र में दिया है।

आओ, तुम्हें कुछ बच्चों से मिलवाएँ और पता करें कि उन्होंने अपनी छुट्टियाँ कैसे बिताईं।

मैं चाचाजी के पास दिल्ली गई थी। रेलवे स्टेशन से उनके घर पहले तो  से जाते थे, पर इस बार तो मज्जा आ गया। हम  में बैठ कर ज़मीन के नीचे सुरंग से होते हुए गए। सुरंग में जाते हुए अहसास ही नहीं हुआ कि ऊपर  सरपट भाग रही होंगी।

मेरी तो बुआ की शादी थी। इतने सारे रिश्तेदार मिले। खूब खाया, पिया और खेले। बड़े मैया भी अमेरिका से आए थे  में बैठकर। सोचो तो अजीब लगता है - इतनी दूर से आए, पर एक ही दिन में पहुँच गए। दुल्हन बनी बुआ को जब  में ले जा रहे थे, वह बहुत सुंदर लग रही थी।

मैं अपनी नानी के घर केरल गई थी। वे जहाँ रहती हैं, आस-पास पानी ही पानी है। उनके घर जाने के लिए घूम कर जाते तो स्टेशन से  या  ले सकते थे। पर हम सीधे  में गए। कुछ अजीब लगा पर अच्छा भी!

SUBJECT: MATHEMATICS

Q1. Note the trains that crossed the railway station you visited and fill in the details in the given table with the help of Railway Timetable displayed on the railway station.

Name of the Train	Train Number	Arrival Time	Departure Time	Total distance covered by the train

Do as directed -

1. Write the Train Numbers mentioned in the above table in Indian and International Place Value Chart and write their number names.

2. Round off the numbers to the nearest lakhs.

3. Name the train that was running late. Find the difference between the actual time and arrival time of the train.

Q2. Make a model of digital clock that you see on a Railway Station. Use material of your choice. (E.g. -Wire, straw, thread, wool, match stick etc.)

SUBJECT: EVS

Before the visit	<u>During the visit</u>	<u>After the visit</u>
<p>1. Have a notepad or notebook and a pen/pencil to write down observations, questions, and ideas.</p> <p>2. Bring a camera or a smartphone with a camera to take photos and videos of the station, trains, and people.</p> <p>3. Wear comfortable and appropriate clothes and shoes for walking around the station and possibly boarding a train.</p> <p>4. Bring a small backpack or bag to carry essentials such as water, snacks, sunscreen, and a hat.</p> <p>5. Check the weather forecast for the day</p> <p>6. Research the history and significance of the railway station, including when it was built, its architectural style, and its role in local transportation. (Google it)!</p>	<p>1. Buy a platform ticket.</p> <p>2. Observe the trains arriving and departing at the station. Notice how many carriages are on the train, and how long it takes for them to stop or start moving.</p> <p>3. Look at the signs and notices around the station, such as timetables, safety information, and emergency procedures. These will help you understand how the station works and how to stay safe.</p> <p>4. Observe the different types of people at the station, including passengers, train crew, station staff, and security personnel. Notice what they are doing and how they interact with each other.</p> <p>5. Look at the different types of luggage people are carrying, including suitcases, backpacks, and bags. Try to identify what people might be traveling for, such as business, vacation, or visiting family.</p> <p>6. Observe the ticket booths and vending machines, and how people buy their tickets.</p> <p>7. Look at the different types of trains that come through the</p>	<p>1. Paste the platform ticket on a A4 sheet. Observe the details mention on the ticket</p> <p>2. Paste few pictures of your visit with interesting captions describing the picture</p> <p>3. Write a paragraph (5-6 sentences) on any one topic Advantages of train travel OR How can we keep the Railway Stations Clean</p> <p>4. Think and Draw on A4 sheet or Create a Model Any Scene or an object which you enjoyed the most during your visit</p> <p>5. Read a Railway Ticket Paste any railway ticket on A4 sheet and fill the following details in the table given below. Read the following information from any train ticket.</p> <p>a) Name and Number of the train-</p>

<p>7. Make a list of questions to ask people at the station, such as train conductors, station staff, and passengers.</p> <p>8. Learn basic safety rules and guidelines for visiting a railway station, such as staying away from the tracks, not running or playing on the platform, and following instructions from station staff.</p> <p>9. Practice good manners and respect for other people's space and privacy, especially when taking photos or videos.</p> <p>10. Have fun and be curious!</p>	<p>station, including passenger trains, freight trains, and high-speed trains. Notice how they differ in size, shape, and speed.</p> <p>8. Observe the platform and station layout, including the tracks, platforms, waiting areas, and shops. Notice how they are arranged and how they make it easy for people to move around the station.</p> <p>9. Look at the different types of food and drinks available at the station, including cafes, vending machines, and food carts. Notice how they cater to different tastes and budgets.</p> <p>10. Observe the different ways people communicate at the station, including announcements, signs, and visual displays. Notice how they help people find their way around the station and keep them informed.</p> <p>11. Finally, look at the different types of transportation that people use to get to and from the station, including buses, taxis, and private cars. Notice how they integrate with the station and how they help people get where they need to go.</p>	<p>b) Boarding and Destination stations with Time</p> <p>c) Distance (Kms.)</p> <p>d) Seat and Coach no.-</p> <p>e) Details of the passenger/s (Number of people, Age, Sex and berth allotted L/M/U</p> <p>f) Fare for the journey</p> <p>6. Mapwork Find the railway route from New Delhi to Arunachal Pradesh. Mark and colour the states that are covered during the journey on the Political map of India.</p>
---	--	---

SUBJECT: GENERAL KNOWLEDGE (G.K.)

Q1. Name any five Luxury trains in India and complete the given table by collecting information about them.

S. No.	Name of the train	Year of Establishment	Starting point	Cost of a ticket.
1.				
2.				
3.				
4.				
5.				

Q2. Make a collage of your favourite trains on a A4 sheet.

SUBJECT: COMPUTER

Visit a railway station near your house.

Q1. Make a Table/List (In MS Word) of the trains arriving and departing in that time span with the Train name, Train number, Source and Destination of Train and platform number on which train arrived.

Q2. Click few pictures of the Railway station, Trains and the display board showcasing the details of Train arrival and departure and paste in the word document.

Q3. Also write a paragraph on the station you visited briefing the location of station (City and State), establishment date, Distance of station from National Capital New Delhi and any other necessary information regarding it in the same document.

Q4. Save the document by the railway station name.

SUBJECT: MORALSCIENCE (M.Sc.)

Do the given H. HW on a A4 sheet: -

While visiting your grandparents home you see people throwing garbage like empty wrappers, fruit peels, polythene etc. in open at railway Station, making the place dirty.

Q1. How do you feel when you look at people doing this?

Q2. Is it right to make public places dirty? What would you do to stop them?

Q3. Make a poster on showing the importance of cleanliness of public places in India.

SUBJECT: ART & CRAFT

Q. Draw any one folk art (Madhubani/Warli) on A-3 Sheet. Draw it neatly with colorful ball pens.

SUBJECT: MUSIC

Q. Learn and write neatly in a music notebook, all the Community songs that you have learnt in the class.

ART INTEGRATED PROJECT

Folk Dances and Music of Arunachal Pradesh

Q1. Make a list of the Folk Dances and Music of Arunachal Pradesh. Write few lines about each of them.

Q1. On an A3 sheet, prepare a collage of pictures of the different dance forms and musical instruments.

Happy Holidays

Have a safe and incredibly grand Summer Break !!!